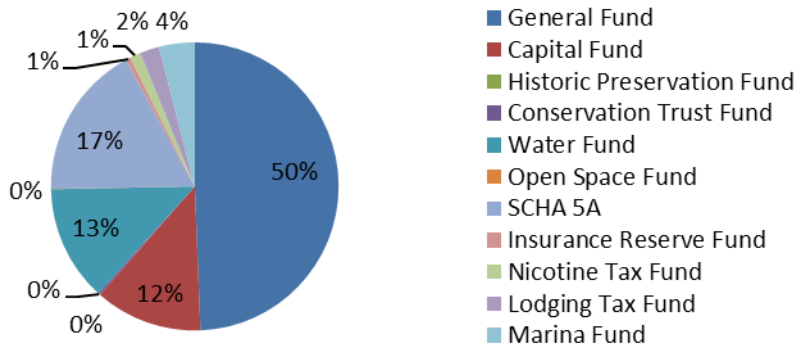


FINANCE REPORT - CASH POSITION JULY 2021

LEDGER BALANCES:

General Fund	\$19,385,815.28
Capital Fund	\$4,750,412.72
Historic Preservation Fund	\$1,023.56
Conservation Trust Fund	\$91,436.14
Water Fund	\$5,101,324.63
Open Space Fund	\$12,525.48
SCHA 5A	\$6,803,937.27
Insurance Reserve Fund	\$212,193.63
Nicotine Tax Fund	\$479,817.65
Lodging Tax Fund	\$851,454.44
Marina Fund	\$1,576,164.06
TOTAL	\$39,266,104.86

Cash Percentage of Total Ledger

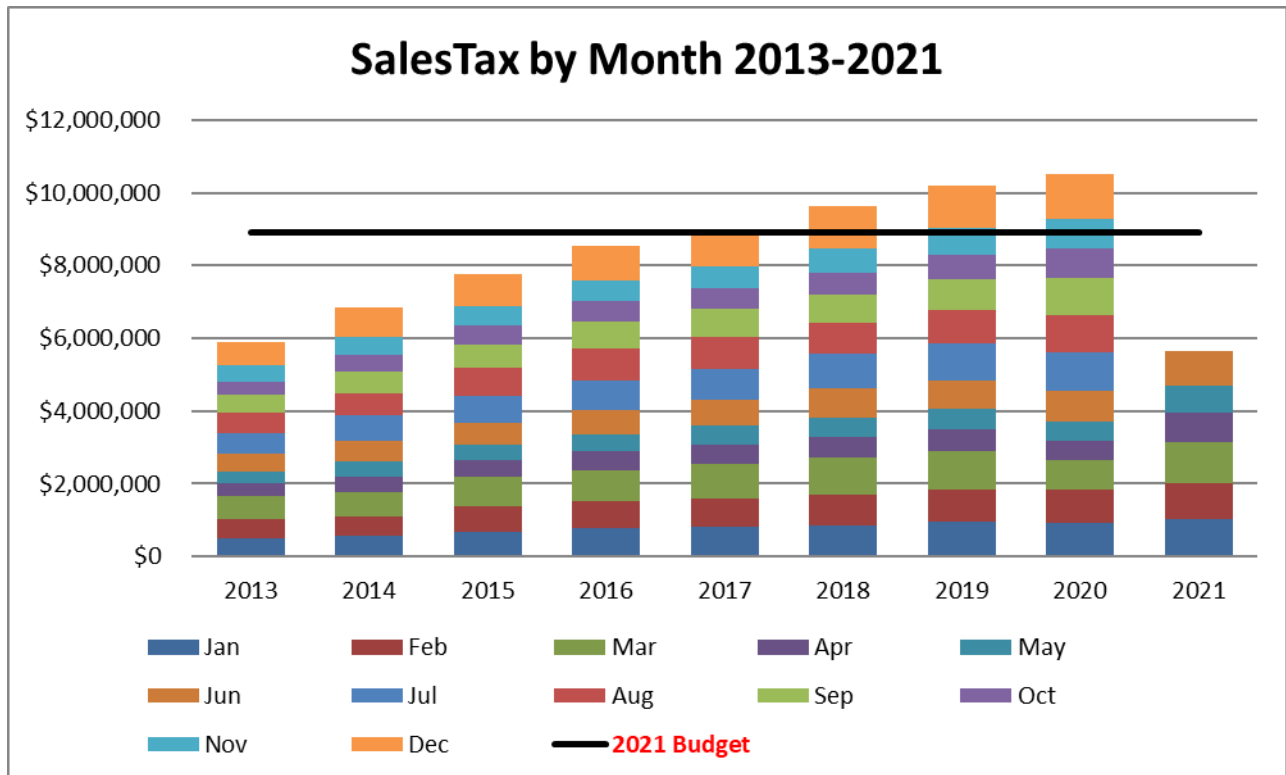


ALLOCATION OF FUNDS:

Wells Fargo Bank West NA - Operating Account Bank Balance	\$9,283,212.29
Wells Fargo Bank West NA - Payroll Account Bank Balance	(\$1,372.87)
Wells Fargo Bank West NA - Accounts Payable Bank Balance	(\$445,953.43)
DIT Cash Clearing Account	\$0.00
Colotrust Plus	\$19,029,147.18
CSAFE	\$1,743,720.14
CSIP	\$4,007,578.64
Solera National Bank Savings	\$1,401,528.92
Alpine Bank CD	\$273,744.62
FirstBank CD	\$276,209.75
Wells Fargo CD	\$2,538.03
Flatirons Bank CD	\$240,000.00
Western States Bank CD	\$248,438.84
SIGMA Securities	\$1,725,548.50
McCook National Bank CD	\$250,000.00
Mountain View Bank of Commerce CD	\$240,000.00
Mutual Securities	\$487,065.68
ProEquities	\$504,698.57
TOTAL	\$39,266,104.86

TREASURER'S REPORT
FUND SUMMARIES - JULY 2021

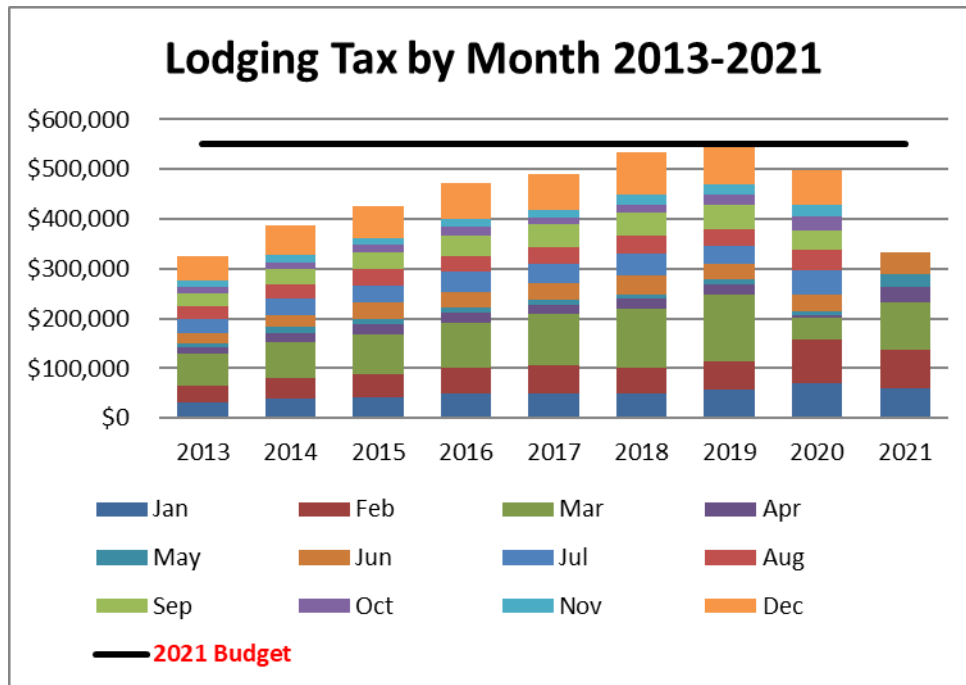
Department	2020 Budget	Year to Date	% of Budget
General Fund:			
Revenues	\$14,285,611	\$8,704,902	60.9%
Expenditures	\$13,608,523	\$7,167,157	52.7%
Capital Fund:			
Revenues	\$1,657,635	\$1,321,324	79.7%
Expenditures	\$4,128,002	\$654,153	15.8%
Historic Preservation Fund:			
Revenues	\$5	\$1	11.6%
Expenditures	\$0	\$0	0.0%
Conservation Trust Fund:			
Revenues	\$29,300	\$20,091	68.6%
Expenditures	\$38,300	\$0	0.0%
Water Fund:			
Revenues	\$1,486,000	\$659,745	44.4%
Expenditures	\$2,407,516	\$593,587	24.7%
Open Space Fund:			
Revenues	\$60	\$7	11.6%
Expenditures	\$0	\$0	0.0%
SCHA 5A Fund:			
Revenues	\$1,494,320	\$719,623	48.2%
Expenditures	\$5,551,621	\$587,526	10.6%
Insurance Reserve Fund:			
Revenues	\$1,000	\$118	11.8%
Expenditures	\$65,000	\$0	0.0%
Nicotine Tax Fund:			
Revenues	\$491,400	\$268,658	54.7%
Expenditures	\$519,855	\$276,854	53.3%
Lodging Tax Fund:			
Revenues	\$586,200	\$336,969	57.5%
Expenditures	\$593,635	\$246,054	41.4%
Marina Fund			
Revenues	\$2,012,050	\$1,633,483	81.2%
Expenditures	\$5,862,463	\$1,618,349	27.6%
58% OF THE FISCAL YEAR HAS ELAPSED			



Year-to-date through June is up 24.41% or \$1,108,129 compared to Y-T-D 2020. The actual year to date dollar amount through June is \$5,646,853 compared to \$4,538,724 through June of 2020. For the month of June sales tax is up \$133,743 or 16.16% compared to June 2020.

Sales tax continues to increase from years past. Thirteen out of seventeen categories showed improvement compared to a year ago. The four categories that showed decline were retail, marijuana, hotels and inns, and liquor. This shows non vital spending has slowed down in the month of June. Though not too concerning at the moment staff will continue to monitor these revenue sources to foresee any future changes in our economy.

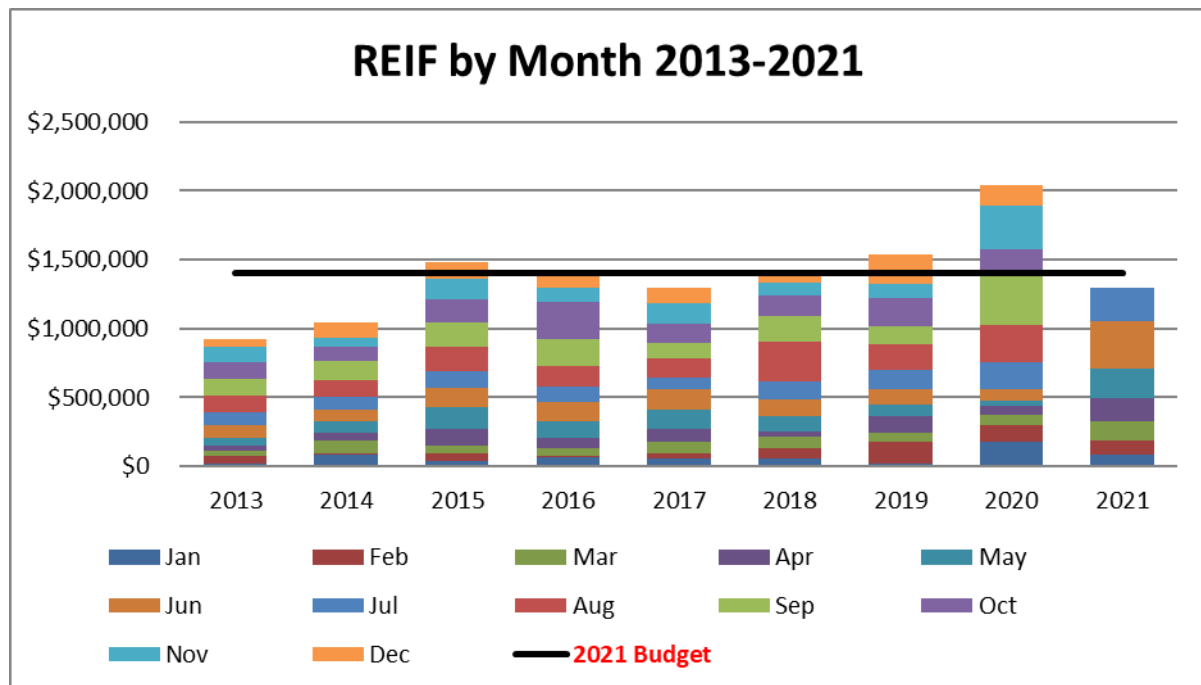
Frisco continues to be very busy. Staff is optimistic that Frisco will meet or beat expectations in the upcoming year. We are starting our budget cycle for 2022 right now as well and staff will certainly take these increases into consideration. Sales tax should continue to increase into 2022.



Year-to-date through June is up 34.27% or \$85,121 compared to Y-T-D 2020. The actual year to date dollar amount through June is \$333,538 compared to \$248,417 through June 2020. For the month of June lodging tax is up \$8,836 or 25.27% compared to June 2020.

Lodging tax was up once again in the month of June but has slowed compared to the previous months. Still, it is a good sign that Lodging seems to be bouncing back from last year. Vacation rentals (short term rentals) are outpacing hotels and inns quite a bit. One is on the rise compared to one that seems to be declining. IT will be interesting to see how this plays out in the long term as Frisco continues to address our housing crisis. The good thing is lodging tax is outpacing years past.

Staff is optimistic that in summer months ahead lodging tax will continue to increase and meet or beat budgeted amounts. Staff will continue to monitor this revenue stream and make any adjustments as needed.



Year-to-date through July is up 71.07% or \$538,464 compared to Y-T-D 2020. The actual year-to date dollar amount is \$1,296,090 compared to \$757,626 Y-T-D 2020. For the month of July REIF's are up 21.19% or \$41,996 compared to July 2020.

The real estate market in Frisco shows no signs of hitting a ceiling. Sale prices are coming in at higher amounts than ever before and turnover within the town remains higher than last year when we set an all-time high in REIF collections. The average sale in the month of July was \$923,921. This shows how expensive it is to own a home in Frisco and addresses why we are experiencing a housing crisis. The market now is pricing out our local workforce. Though a good sign for revenues into our Capital Fund it also comes with concern of our workforce in the future.

Staff is very optimistic that real estate investment fees will no doubt surpass budgeted amounts by the end of the year if not surpass last year's highest collections ever. Staff will monitor this revenue stream in the upcoming year and make any adjustments as they are needed.

**FRISCO REIF
JULY 2021**

SELLER'S LAST NAME	BUYER'S LAST NAME AND ADDRESS	REIF AMOUNT
GIACONE	CROSS, 220 GALENA STREET	0.00
BINGHAM	SODANOGATTO BINGHAM TRUST, 703 HUNTERS CIRCLE	0.00
KEOGH	JOHNSON, 200 GRANITE STREET	7800.00
DECKER	GILLASPIE/BORGELT, 99 GRANITE STREET, UNIT 317	3850.00
MARTIN LIVING TRUST	LOPEZ LOPEZ/PEREZ LOPEZ, 519 TELLER STREET, UNIT 3	4200.00
GOERING	J&M FARMS LLC & M&J FARMS LLC, 523 BILLS RANCH RD.	10500.00
WILSON	CHRISTOFERSEN REVOCABLE TRUST, 309 2ND AVE., UNIT B	15000.00
KLEPPINGER	KLEPPINGER REVOCABLE TRUST, 704 PITKIN STREET	0.00
DRENNAN	O'KANE, 1630 LAKEVIEW TERRACE, 304C	9450.00
PEAKS INVESTMENT SP, LLC	POSTLE, 699 N. SUMMIT BLVD, UNIT 1	4990.00
PEAKS INVESTMENT SP, LLC	POSTLE, 842 N.SUMMIT BLVD, UNIT 15	5760.00
NEILSEN	KURTZ, 115 LUPINE LANE	15000.00
BRASSEM	WILLIS, 334 EMILY LANE	10435.00
DAHMAN	STOHR YOUNG, 500 PITKIN STREET, UNIT A1	5650.00
PHELPS-TOINTON INC	BJJS FAMILY PARTNERSHIP LLC, 104 WHEELER PLACE #404	5090.00
SNYDER	SNYDER, LLC, 515 S. 8TH AVE.	0.00
WALKER	WIGDOR, 421 S. 7TH AVE, B	15950.00
GREGG	GOLDSTEIN/DAVIDIAN, 951 N. TEN MILE DRIVE, UNIT C9	5250.00
FOSTER/PUTZ	NG, 216 PITKIN STREET #5	4700.00

FOSTER	FOSTER/PUTZ, 216 PITKIN STREET #5	0.00
BOHN	KVANBEKK, LLC, 1610 LAKEVIEW TERRACE #301A	10000.00
HIRONS	ERICKSON, 725 MEADOW CREEK DR #3-E	5000.00
HELM	ANTHONY, 1600 LAKEVIEW TERRACE, UNIT 202F	7850.00
BETTRIDGE	HAYDEN, 435C BELFORD STREET	11500.00
ALLISON & HAINEY, INC	HAINEY TAYLOR, 732 MEADOW CREEK DR, UNIT D	6424.00
PARTHEYMULLER	PARTHEYMULLER REVOCABLE TRUST, 10 MALLARD CT	0.00
BURGER	RED TIERRA EQUITIES, LLC, 922 HUNTERS CIRCLE	27000.00
NIE	CLARK, 730 N. SUMMIT BLVD, UNIT 213	4885.50
METZGER/HALL	WITT, 115 SILVERBELL CT	23935.00
OWENS	KISIEL, 700 LAKEPOINT DRIVE, UNIT A9	5400.00
CHEN	MARTUCCI, 1511 POINT DRIVE, UNIT 203	8200.00
TUCKER	PINSLER, 500 PITKIN STREET	6400.00
MCGINNIS	MCGINNIS, 487 WEST MAIN ST, UNIT B	0.00
DYER	THE DYER FAMILY TRUST, 501 BELFORD ST, UNIT C	0.00

\$ 240,219.50